



Information evening

Year 8

Good News

- KS4 and KS5 Results – students are realising their potential
- Charitable work
- Whole school Masses
- Extra curricular activities
- Sporting success:
 - Football– National Champions
 - Gymnastics – National Finalists
 - Rugby – District Champions



What does St Peter's offer?


- A warm and caring community in which relationships are the foundation
- A challenging and well sequenced curriculum which includes GCSE & vocational subjects and a programme of personal development
- A wide range of extra-curricular activities and clubs
- Good lessons
- Great pastoral support & student services
- Clear and appropriate homework/independent work on EduLink
- Communication (Parent Letter, Parents Evenings, Email)



What do students & families need to do?

- Attend regularly and punctually
- To take pride in their work
- To prioritise school work
- To get enough sleep
- No electronics after 10pm
- Breakfast
- Exercise and extra-curricular
- Balance
- Make the most of opportunities offered

Attendance During one school year	Equates to days absent	Which is approximately	Which means the number of lessons missed
94%	10 Days	2 Weeks	50 Lessons
90%	19 Days	4 Weeks	100 Lessons
85%	29 Days	6 Weeks	150 Lessons
80%	38 Days	8 Weeks	200 Lessons
75%	48 Days	10 Weeks	250 Lessons
70%	57 Days	11.5 Weeks	290 Lessons
65%	67 days	13.5 Weeks	340 lessons



Assessments

- There are 2 main assessment points in year 8
- These assessments will involve past exam questions based on content taught so far and will be assessed in exam conditions
 - AP 1 is in the week beginning 18.11.24
 - AP 2 is in the week beginning 7.4.25
- Assessment letters will be sent to parents showing whether pupils are *above, on or below* national expectations for each subject *in that particular assessment.*
- The assessment letter will also include a comment on attitude to learning





Excellent	Engages in all tasks with enthusiasm and determination. Self-motivated and resilient. Contributes fully to discussion and has a positive impact on others' learning.
Good	Conscientious, confident and resilient. Some contribution to discussion, keen to improve and developing in independence.
Inconsistent	At times student reflects the quality of a Good student but within the same lesson or between lessons student effort is unacceptable.
Unsatisfactory	Poor and requires immediate improvement. Unacceptable lack of effort and / or behaviour which impacts own and others' learning.

Attitude to Learning: positivity, contribution, mind-set & behaviour



Behaviour for Learning system

- Four very simple St Peter's classroom rules applicable to every lesson and subject
- Register taken in first 5 minutes. Students present marked as 3
- Student breaking a classroom rule = a verbal warning & changed to 2
- Student breaking a classroom rule a second time = centralised detention set and changed to 1. Incident logged as a behaviour point
- Student breaks a classroom rule for a third time OR at any time shows behaviour that is completely unacceptable = removed from the lesson to work in our alternative provision (St. Paul's) for the rest of the lesson.
- Student working above and beyond expectations = verbal praise and changed to 4. This feeds into the ROCK award



ROCK award



- The St. Peter's ROCK Award is designed to reward those values that have always been a part of St. Peter's for as long as the school existed
- The award is very simple; we wish to recognise and reward the vast majority of our students who uphold the St. Peter's values year after year
- To do so we have put our values into 4 key categories: Respect, Optimism, Community and Kindness or ROCK. This reflects the Catholic teachings of sacrifice and service as well as tying into the excellence that St. Peter's regularly shows in areas such as music and sport
- Students gain points which go towards 4 different badges
- Most points or all 4 badges = new school tie. Bronze – silver - gold



Maths - Support

- Open door policy
- Sparx Homework
- Websites –Corbett maths, Maths Genie. BBC Bitesize
- Contact us! Csarson@sphs.uk.com (Head of Department)

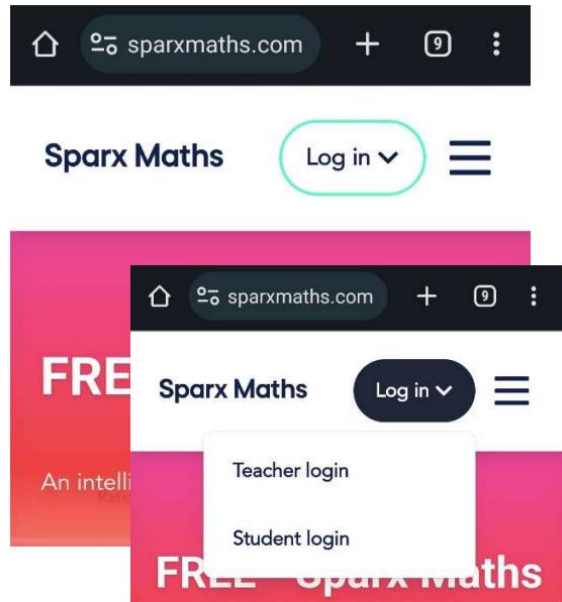


Curriculum

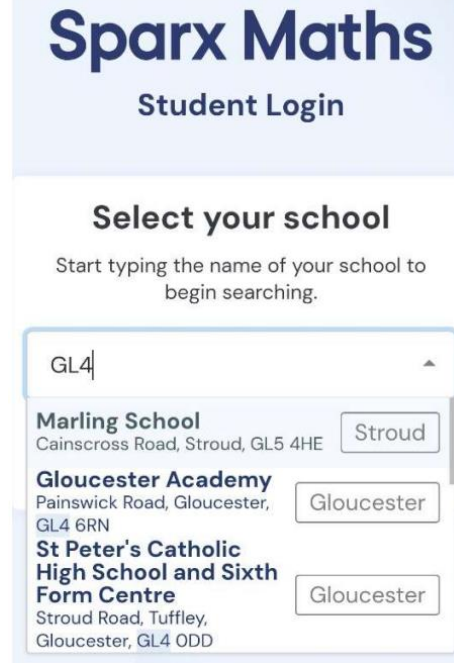
- 7 lessons fortnightly
- 1 toolkit lesson
- 5 year curriculum carefully sequenced
- Small steps. Depth over breadth



Sparx set up



A screenshot of the Sparx Maths website. The browser address bar shows 'sparxmaths.com'. The page header includes the 'Sparx Maths' logo and a 'Log in' button with a dropdown arrow. A menu icon is also visible. A dropdown menu is open, showing 'Teacher login' and 'Student login' options. The background features a pink and red banner with the text 'FREE Sparx Maths' and 'An intelligent'.



A screenshot of the Sparx Maths Student Login page. The page title is 'Sparx Maths Student Login'. Below the title is the instruction 'Select your school' and 'Start typing the name of your school to begin searching.' A search input field contains 'GL4'. A dropdown menu is open, listing three schools with their respective location buttons:

School Name	Location
Marling School Cainscross Road, Stroud, GL5 4HE	Stroud
Gloucester Academy Painswick Road, Gloucester, GL4 6RN	Gloucester
St Peter's Catholic High School and Sixth Form Centre Stroud Road, Tuffley, Gloucester, GL4 ODD	Gloucester



A screenshot of the Sparx Maths Student Login page. The page title is 'Sparx Maths Student Login'. Below the title is the text 'You're logging in to Sparx at St Peter's Catholic High School and Sixth Form Centre.' and a link 'Not your school?'. A blue button labeled 'Log in using Microsoft' is visible at the bottom.



← → ↻ 🏠 🔒 https://www.sparxmaths.uk/student/homework

70 XP Charlotte Sarson 🔔 ☰

Sparx Maths

★
Compulsory

⚡
XP Boost

👑
Target

💡
Independent Learning

Hey Charlotte,

This is your personalised Compulsory homework. You need to answer every question correctly to complete it.

0/1

▼ Introducing Sparx Maths Not started



Key messages

- Attendance is everything
- You do not have to be 'good' at maths to support your child
- Get involved with Sparx
- Practice, practice, practice
- Contact us Csarson@sphs.uk.com (Head of Department)





Revision: What& why.

What is revision?

- Reviewing/re-visiting learned material
- This should be active (forcing information to mind), not passive (reading)
- It should be little and often

Why learners need to revise:

- Not just knowledge, but understanding and skills
- Because we forget! After 60 days of learning something new, you will have forgotten 90% of it

When learners should be revising:



Revision: Where & when

Where students should revise:

- In an organised, quiet space
- No film or TV (average 60% better performance)

When students should revise:

- An ongoing habit
- E.g. A Y10 student should start revising at the start of Y10 and finish their revision once they've gone into their very last exam
- Little and often e.g. 20 minutes a day (approx. 1% of your day)



Revision: How (PETER)

How students should revise:

- In 20 minute slots (use a timer)
- Phone should be away – no distractions
- Ideally using flashcards and exam practice questions
- Here, we are going to follow the PETER strategy to ensure success with revision:
 1. **P:** Prioritise your notes (condense them to a flashcard)
 2. **E:** Ensure you know the learning (memorise)
 3. **T:** Think of the learning (retrieve without looking/recall)
 4. **E:** Exam practice (apply and test yourself)
 5. **R:** Review (check you've got it correct)



Revision: How to support

- All students will be having an assembly with more information
- ✓ Ask them about their learning at school
- ✓ “Can you tell me three quotes from...”
- ✓ “Tell me about a recent case study in Geography...”
- ✓ Support with removing distractions and timings
- ✓ Best flashcard have content/knowledge on the front and key questions on the back – test them before dinner
- ✓ Reminders: Little & often & not simply reading notes.

Tutor team

8M	Mr Holder
8I	Ms Yousaf
8R	Ms O'Neill /Ms Pagan
8A	Mr Lyne
8C	Ms Farrelly/Ms Lane
8L	Ms Williams/Ms Cross
8E	Mr Avard/Ms Edwards
8S	Ms McAteer



Key Dates

- Assessment 1 – 18.11.24
- Assessment 2 – 7.4.25
- RIMS Parents' Evening – 9.1.25
- LACE Parents' Evening – 16.01.25





Information evening

Year 8